



Western Cape
Government

Education

GRADE: 2
SUBJECT: HOME LANGUAGE
TERM ONE
FORMAL ASSESSMENT TASK (FAT) 1

Name: _____

Class: _____ Date: _____

School: _____ Teacher: _____

FAT	Activity/Form	Learner's mark	Learner's %
TOTAL			

SHARED READING

Activity 1

Read the story aloud at least three times.

Watching Cartoons



Mary loved to watch cartoons on TV.
She did not like the news.
Movies were okay.
She did not like her brother's shows.

Her favourite cartoon was Super Mega Bob.
Bob was a normal guy.
He got super powers when he put on a green hat.
He was very funny, too.

She also liked Monkey Banana Squad.
There were four monkeys on a team.
Each wore a different colour.
They were like ninja monkeys.

Mary loved to watch cartoons.
It might be on Saturday morning.
Sometimes, it was after school.
Cartoons were always fun!

LISTENING AND SPEAKING

Learners prepare for the following oral presentation.

1. Choose a favourite cartoon that you like. (1)
2. Explain to your classmates why you like this cartoon. (2)
3. Tell them what the cartoon is all about. (Who are the characters and what are their roles?) (3)

total (6)



Read the text and circle the letter next to the correct answer.

1. Mary loved to watch: (1)
a) the news
b) her brother's shows
c) cartoons

2. Mary's favourite cartoon programme is? (1)
a) Goofy team
b) SuperMegaBob
c) Monkey banana squad
d) Ducktastic

3. Why do you think Mary liked to watch SuperMegaBob? (2)
- _____
- _____
- _____

4. What word in the paragraph 2 tells you that Bob likes to tell jokes? (1)
- _____

5. Where does Bob get his super powers from in paragraph 2? (1)
- _____

6. Circle the correct answer marked in bold. (3)
- a) There are **five / four** monkeys in the SuperMegaBob.
- b) Mary only watches cartoons on **Saturdays / Sundays**.
- c) Bob is a **normal / abnormal** guy.

7. Read the 2 sentences below and write the correct answer on the line below. (1)

The monkeys were called ninja monkeys because...




- a) They could make Monkey tricks.
b) They could fight very well.

total (10)



PHONICS

1. Write the word next to the picture.

	
	
	
3	

(4)

2. Circle the word that does not rhyme with the word in the first block.

(4)

all	fall	fill	ball
car	can	bar	star
ish	wish	dish	stop
og	frog	fun	fog

3. Use the correct words from the list below and write 4 sentences on:

Things I can do with my legs.

(4)

kick see hop bake crawl skip

1.

2.

3.


4.

total (12)




1. Here are the four ninja monkeys from the MonkeyBananaSquad cartoon. They have super powers. Colour each monkey in a different colour.


Write one sentence in the speech bubble to tell us what each monkey can do with their super power.




(1½)



(1½)



(1½)



(1½)

total (6)

HANDWRITING



The task must include the following:

- a. Two patterns taught. (2)
- b. Two different letters taught in this term. (2)
- c. Two sentences written legibly and correct. (2)

Attention must be given to the correct letter formation.

total (6)



Set the reading task based on your own classroom context and experience.

- The text must be grade appropriate and must include sight words, phonics, contextual and structural analysis and decoding skills when reading. (3)
- Use pictures in text for understanding (4)
- Learner must show understanding of punctuation when reading aloud. (3)

(10)

Total marks: (50)