





Naam: _____

Name: _____

Temperatuur


Temperature

1. Kies 'n maand en voltooi die kalender hier onder. Gebruik die weervoorspellings op die televisie of in koerante om die daaglikse temperatuur aan te teken.
Choose a month and complete the calendar below. Use the daily weather forecasts to add the daily temperatures below.
2. Waarnemings: Gebruik hierdie simbole om ekstra inligting by te voeg.
Observations: Use these symbols to add additional information to your grid.

Reën Rain		Sterk wind Strong wind		Weerlig/Donderstorm Lightning/Thunder		Sonnig en warm Sunny and hot	
--------------	---	---------------------------	---	--	---	---------------------------------	---

Maand
Month

Sondag / Sunday	Maandag / Monday	Dinsdag / Tuesday	Woensdag / Wednesday	Donderdag / Thursday	Vrydag / Friday	Saterdag / Saturday

Seisoen Season	Somer Summer		Herfs Autumn		Winter Winter		Lente Spring	
---------------------------------	-------------------------------	---	-------------------------------	---	--------------------------------	---	-------------------------------	---

3. Watter dag was die warmste?

Which day was the hottest? -----

4. Watter dag was die koudste?

Which day was the coldest? -----

5. Hoeveel dae het dit gereën?

How many days did it rain? -----

Teken iets wat jy vandeemaand buite gedoen het:

Draw something that you did outside during the past month:

